



Scott Kepler

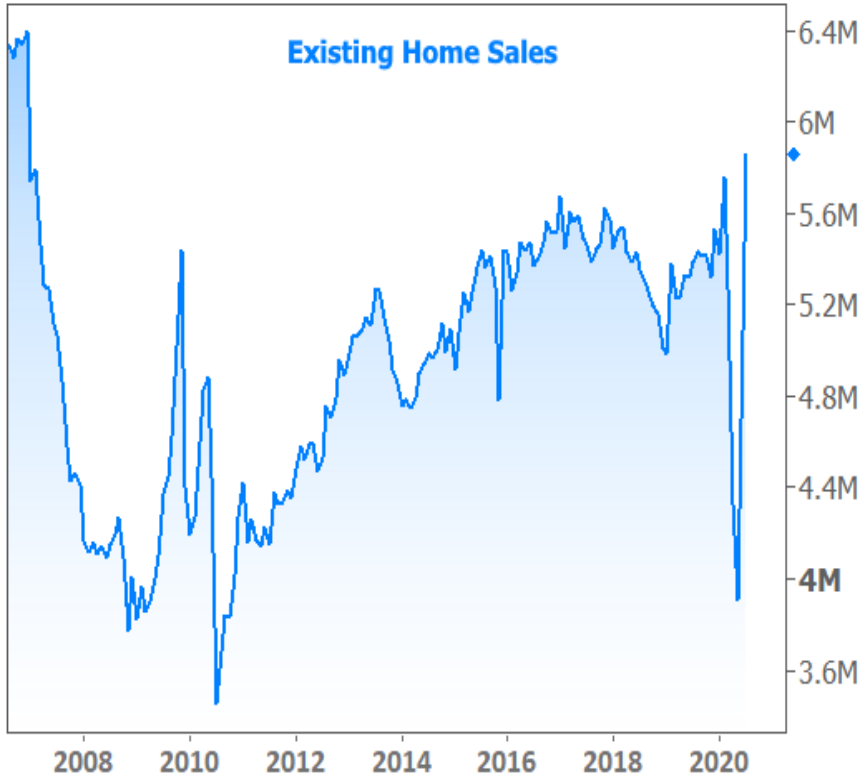
Principal Broker, Mortgage Approval Group, LLC
 NMLS 833792 Company NMLS# 1742769
 2918 Busch Lake Blvd, Suite A Tampa, FL 33614

Office: 813.444.8537
 Mobile: 813.565.0884
 Fax: 813.200.1116
scott@scottkepler.com
[View My Website](#)

Best Housing Market Since 2007, But There's a Catch

Several new reports confirm the housing market is soaring right now, but the headlines don't tell the whole story.

On Friday, the National Association of Realtors (NAR) reported July's existing home sales came in at an annual pace of 5.86 million homes. This **crushed** forecasts calling for 5.38 million, and demolished last month's reading of 4.70 million. To top it all off, we haven't seen a higher number since 2007! Great news, right?



Actually, **yes**, this is great news. The home sales market is doing every bit as well as anyone could hope for given the circumstances. But visual takeaway on the chart is **misleading**.

Our eyes might see the blue line at the highest levels since 2007 and conclude the housing market is as strong as it's been since then. In a way, it is. July's home sales were indeed higher than any other July in the past 13 years. But it remains to be seen if more homes will be sold this year vs last, **even though**

National Average Mortgage Rates



	Rate	Change	Points
Mortgage News Daily			
30 Yr. Fixed	6.89%	0.00	0.00
15 Yr. Fixed	6.33%	+0.01	0.00
30 Yr. FHA	6.33%	+0.01	0.00
30 Yr. Jumbo	7.05%	0.00	0.00
5/1 ARM	6.58%	0.00	0.00

Freddie Mac

30 Yr. Fixed	6.77%	-0.09	0.00
15 Yr. Fixed	6.05%	-0.11	0.00

Rates as of: 7/22

Market Data

	Price / Yield	Change
MBS UMBS 5.5	99.39	-0.01
MBS GNMA 5.5	99.78	+0.00
10 YR Treasury	4.2403	-0.0122
30 YR Treasury	4.4338	-0.0130

Pricing as of: 7/22 10:48PM EST

Recent Housing Data

		Value	Change
Mortgage Apps	Jul 10	206.1	-0.19%
Building Permits	Mar	1.46M	-3.95%
Housing Starts	Mar	1.32M	-13.15%
New Home Sales	Mar	693K	+4.68%
Pending Home Sales	Feb	75.6	+1.75%
Existing Home Sales	Feb	3.97M	-0.75%
Builder Confidence	Mar	51	+6.25%

US Housing Market Weekly

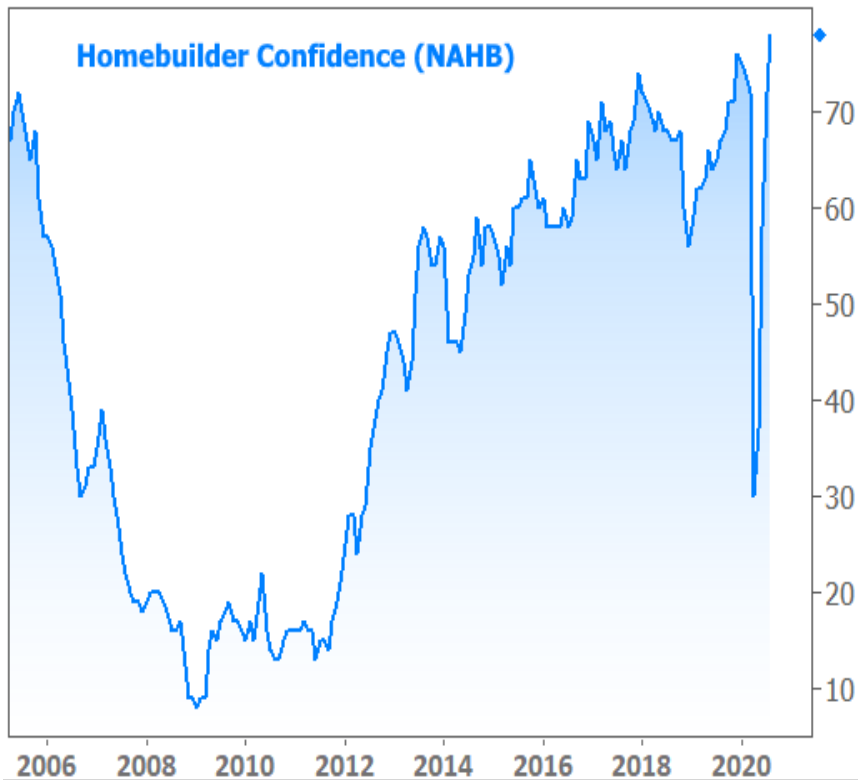
the chart refers to the "annualized pace" of sales.

In NAR's words, "the annual rate for a particular month represents what the total number of sales for a year **would be** if the relative pace for that month were maintained for 12 consecutive months."

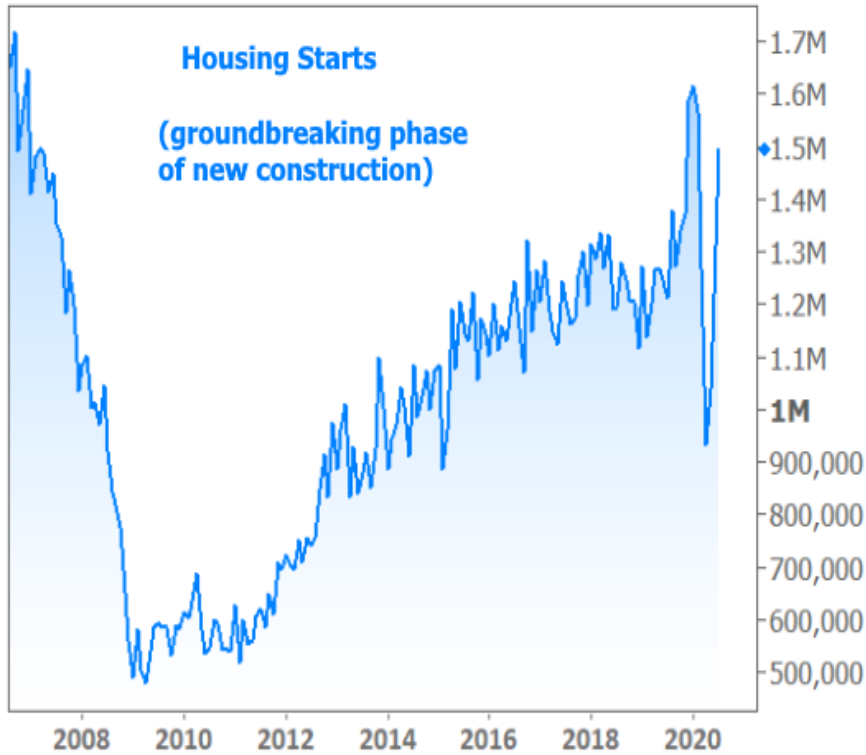
From there, we have to ask ourselves **why** July was so stellar. There's no question homebuying demand is strong and that it might be even stronger if there were more homes on the market. But there's also no question that a vast amount of demand that would **otherwise** have been seen in the previous months was **pulled forward** into July.

For instance, the 3 month total of **unadjusted** home sales from April through June 2019 was 1.526 million. Contrast that to the same time frame in 2020 which saw only 1.255 million--**a gap of 271k** sales. Adding in July drops that gap to 214k, and if we compare Jan-Jul, the deficiency drops to only 145k. That means 2020 isn't quite on track to beat 2019 unless sales continue to outperform.

Still, the fact that we're in a position to have such a discussion speaks volumes, given the obvious headwinds. It also helps us understand why construction-related housing data is doing so well. With so few existing homes coming to market, new homes have to rise to meet demand. Builders are **as busy as they can possibly be**, and it shows in this week's confidence data from the National Association of Homebuilders (NAHB).

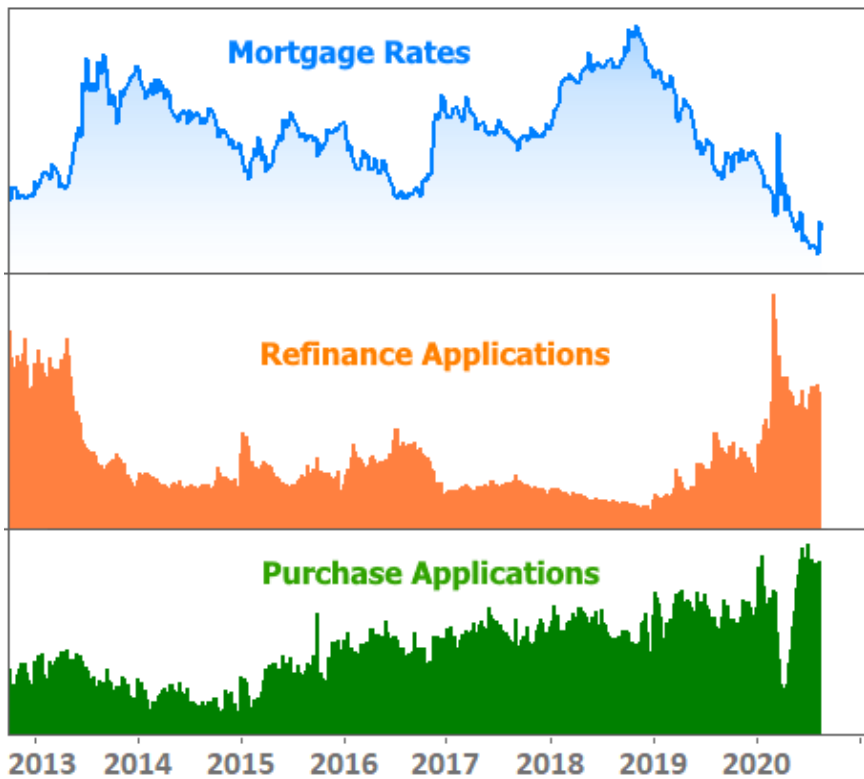


In separate data from the Census Bureau out this week, construction metrics painted a similar picture.



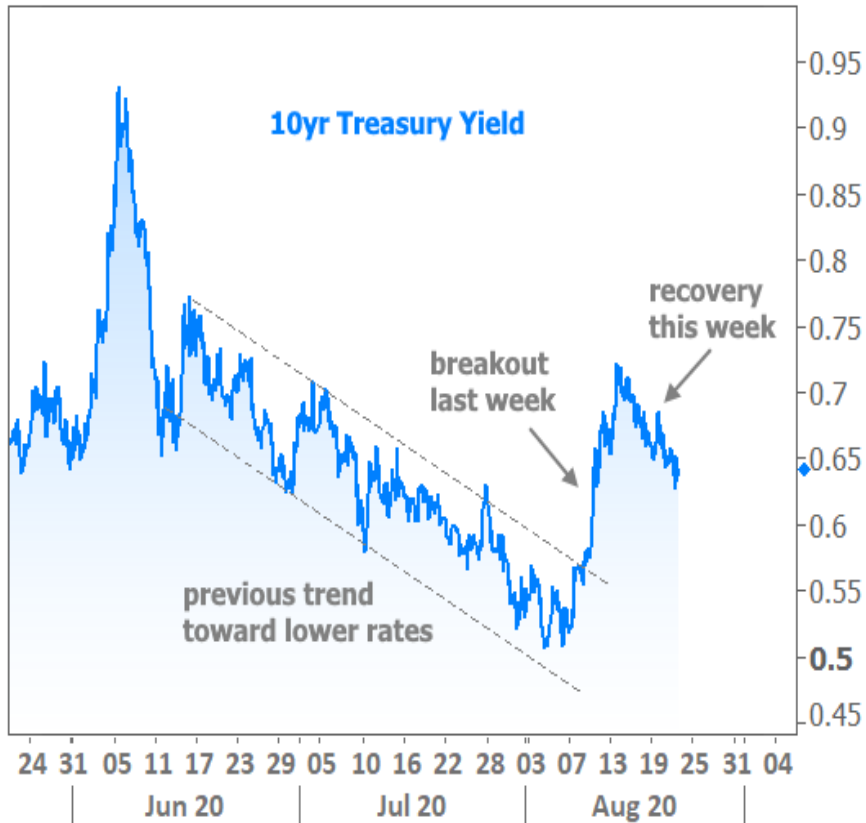
The Housing Starts data offers an **important reminder**. Notice the strong numbers at the end of 2019. In fact all 3 of the charts above were at the best levels in more than a decade in late 2019. Why?

Simply put, 2018 sucked. Rates were high. Stocks stumbled. And there were grumblings about the post-tax-cut economic expansion fizzling out. As 2019 progressed, we were reminded just how powerful a massive drop in interest rates can be—both for stocks and homebuying demand (and refinance demand, for that matter).



Given the power of low rates and the extraordinary length of time we've spent pushing into record low territory, **everyone would like to know** how much longer this will last and if we'll see even lower rates. That's something we'll have to assess one week at a time. No one really knows when rates will bottom out without the benefit of hindsight.

What we do know is that this week's market movement did more to reinforce the low-rate narrative than to threaten it (unlike last week, which saw rates move higher at the fastest pace since June).



The last point of order would be that US Treasury Yields are **not** a perfect indicator for mortgage rates, even though they're perennially used for that purpose. Most recently, the surprise announcement of a **new fee on refinance transactions** caused a knee-jerk reaction in the mortgage market. It ended up affecting both purchases and refis, and by much more than the amount implied by the fee.

Had the housing agencies not implemented it so abruptly, things would be very different, but the damage is done. This is the reason that mortgage rates were noticeably higher at the beginning of the week even though the bond market said they should be lower. From here on out, we expect them to be better-connected, but still prone to inconsistencies for the next few weeks.

Subscribe to my newsletter online at: <http://mortgageratesweekly.com/scottkepler>

We're here to help with all home mortgage needs.

With over 20 years of mortgage industry experience, Scott Kepler has helped thousands of families to purchase or refinance their homes. As a Mortgage Lender, Scott and his team are able to give families access to a variety of home loan options; after all, no two situations are the same.

Give Scott and his team a call today for a Free Mortgage Check-Up or Purchase Home Loan Pre-Qualification.

Offering financing for:

First Time Home Buyer

Conventional (Fannie Mae/Freddie Mac)

FHA

VA

USDA

Jumbo

Reverse

Renovation

Self Employed

Home Equity Loans/Lines of Credit

Credit Challenged / Alt-A

Investor or Second Home

Hard Money

Small Commercial

Scott Kepler

