



## Scott Kepler

Principal Broker, Mortgage Approval Group, LLC  
 NMLS 833792 Company NMLS# 1742769  
 2918 Busch Lake Blvd, Suite A Tampa, FL 33614

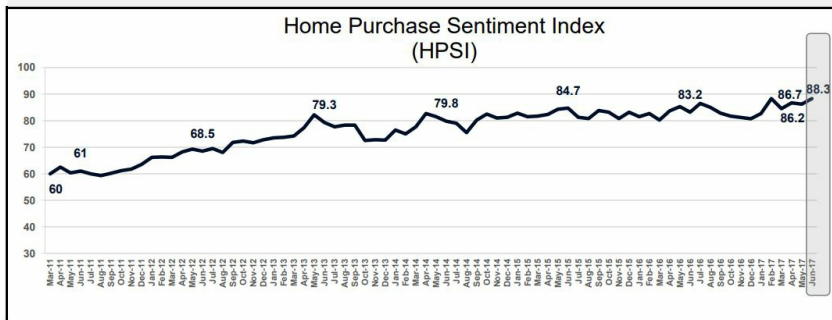
Office: 813.444.8537  
 Mobile: 813.565.0884  
 Fax: 813.200.1116  
[scott@scottkepler.com](mailto:scott@scottkepler.com)  
[View My Website](#)

## Consumers Remain Upbeat About Buying, Selling Homes

It may be good news for those skinny housing inventories, homebuyers are allegedly confronting that increasing numbers of homeowners think **now is a good time to sell**. Fannie Mae says net positive responses to that question on its June National Housing Survey (NHS) increased by 7 points, reaching a new survey high of 39 percent. Those responses helped drive Fannie Mae's Home Purchase Sentiment Index (HPSI) **up by 2.1** percentage points to 88.3, tying last February's all-time high for the index. The HPSI is up 5.1 percentage points compared with the same time last year.

### The Home Purchase Sentiment Index

The HPSI rose 2.1 points to 88.3 in June, matching the all-time high seen in February earlier this year.



Four of the six HPSI components increased in June. The net of those who think it is a good time to buy a home increased by 3 percentage points to 30, but the gap between the "good time to buy" and the "good time to sell" responses widened again. Fannie Mae says this "continues to indicate a potential sellers' market."

## National Average Mortgage Rates



Rate      Change      Points

### Mortgage News Daily

30 Yr. Fixed	6.89%	0.00	0.00
15 Yr. Fixed	6.33%	+0.01	0.00
30 Yr. FHA	6.33%	+0.01	0.00
30 Yr. Jumbo	7.05%	0.00	0.00
5/1 ARM	6.58%	0.00	0.00

### Freddie Mac

30 Yr. Fixed	6.77%	-0.09	0.00
15 Yr. Fixed	6.05%	-0.11	0.00

### Mortgage Bankers Assoc.

30 Yr. Fixed	7.00%	-0.03	0.60
15 Yr. Fixed	6.63%	+0.07	0.61
30 Yr. FHA	6.87%	-0.03	0.92
30 Yr. Jumbo	7.13%	+0.02	0.38
5/1 ARM	6.22%	-0.16	0.60

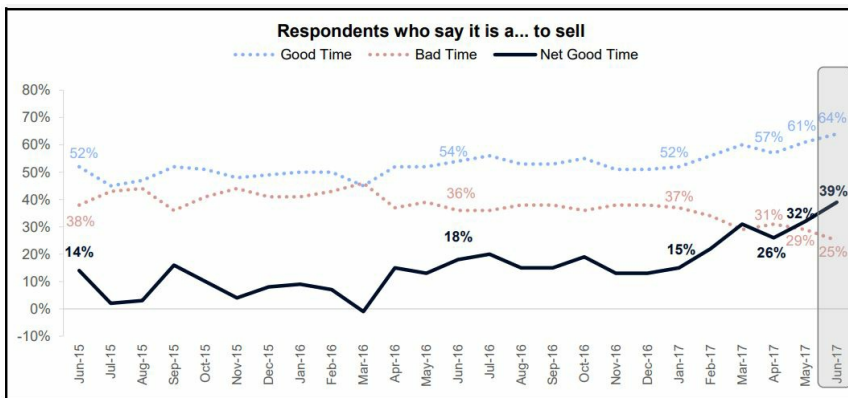
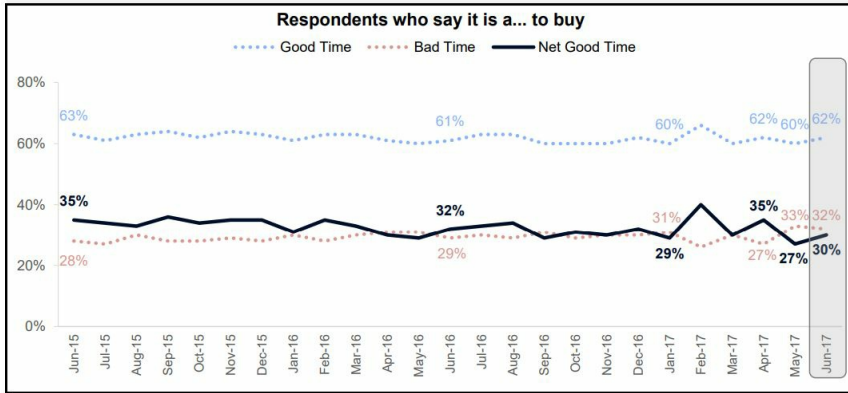
Rates as of: 7/22

## Recent Housing Data

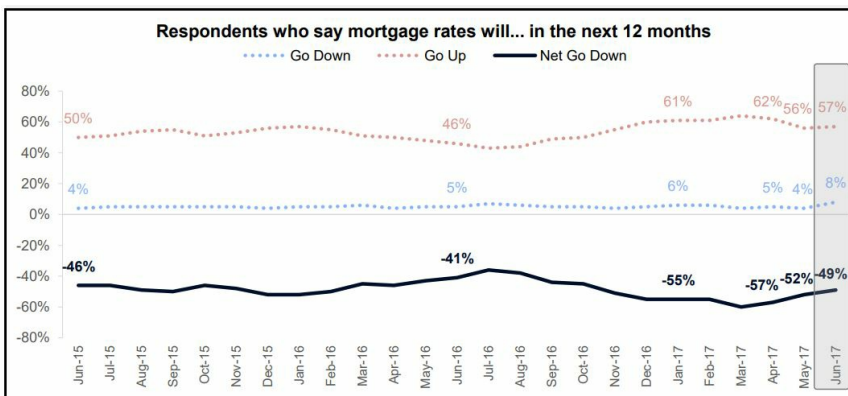
		Value	Change
Mortgage Apps	Jul 10	206.1	-0.19%
Building Permits	Mar	1.46M	-3.95%
Housing Starts	Mar	1.32M	-13.15%
New Home Sales	Mar	693K	+4.68%
Pending Home Sales	Feb	75.6	+1.75%
Existing Home Sales	Feb	3.97M	-0.75%

# Housing News Update

		Value	Change
Builder Confidence	Mar	51	+6.25%



Survey respondents also expressed greater **belief that mortgage rates will go down** over the next 12 months. That component increased by 3 percentage points, but the net remains deeply in the negative.



The fourth component which went up when compared to the May survey was consumer opinions regarding further home price increases. The net share of respondents who think they will go up over the next 12 months increased by 6 percentage points to 46 percent.

"The June HPSI reading matches the previous record set in February and reflects the trend toward a sellers' market that respondents indicated last month," said Doug Duncan, senior vice president and chief economist at Fannie Mae.

"Consumers are also growing more optimistic about their ability to get a mortgage, and lenders expect **credit standards to ease further** going forward, as shown in our Mortgage Lender Sentiment Survey. While consumer optimism on this metric is as high as we've seen in the survey's seven-year history, it's worth noting that this record is relative to the fairly tight standards in place post-crisis when we started collecting National Housing Survey data. Nevertheless, in the face of very tight housing supply, easing credit standards may fail to have the desired effect and could have the unintended consequence of fueling further house price increases."

The two components that **lost ground compared to May** were the net share of consumers who say their household income had increased compared to last year and those who said they were confident they would not lose their jobs. Positive responses to the income question dropped 1 point to a net of 17 percent and the jobs question was down 5 points but was still high at a net of 66 percent.

The HPSI distills information about consumers' home purchase sentiment from the National Housing Survey into a single number that reflects current views and forward-looking expectations of housing market conditions. The NHS is conducted monthly by telephone among 1,000 consumers, both homeowners and renters. Respondents are asked more than 100 questions used to track attitudinal shifts, six of which are used to construct the HPSI. The June survey was conducted between the first and 25<sup>th</sup> of the month, with most respondents contacted during the first two weeks of that period.

## We're here to help with all home mortgage needs.

With over 20 years of mortgage industry experience, Scott Kepler has helped thousands of families to purchase or refinance their homes. As a Mortgage Lender, Scott and his team are able to give families access to a variety of home loan options; after all, no two situations are the same.

Give Scott and his team a call today for a Free Mortgage Check-Up or Purchase Home Loan Pre-Qualification.

Offering financing for:

First Time Home Buyer

Conventional (Fannie Mae/Freddie Mac)

FHA

VA

USDA

Jumbo

Reverse

Renovation

Self Employed

Home Equity Loans/Lines of Credit

Credit Challenged / Alt-A

Investor or Second Home

Hard Money

Small Commercial

**Scott Kepler**

