



Scott Kepler

Principal Broker, Mortgage Approval Group, LLC
 NMLS 833792 Company NMLS# 1742769
 2918 Busch Lake Blvd, Suite A Tampa, FL 33614

Office: 813.444.8537
 Mobile: 813.565.0884
 Fax: 813.200.1116
scott@scottkepler.com
[View My Website](#)

Political Headlines Send Rates to 2017 Lows

Last week, mortgage rates were just beginning to break the upward trend that's been in place since mid-April. Without much on the event calendar, it was unclear what this week would do to confirm the breakout. Unexpected political headlines **quickly** became the focal point, sending shockwaves through the entire financial market and confirming the rate breakout.

10yr Treasury Yield



The headlines in question generally concern potentially inappropriate communications between Trump and former FBI Director Comey, the presence of records to that effect, and the ability of congress to request those records. This led to widespread speculation about impeachment, but the "I" word isn't necessarily **the big news** for investors.

Following the election, stocks and interest rates moved higher on the **promise of fiscal reforms** (especially tax reform). An administration that is embroiled in controversy is seen as less likely to quickly deliver on those promises.

Therefore, it's logical to see stocks and interest rates react by moving lower in concert. This correlation is also common when markets are reacting to unexpected developments in the news (aka "headline risk").

National Average Mortgage Rates



| | Rate | Change | Points |
|--|------|--------|--------|
|--|------|--------|--------|

Mortgage News Daily

| | | | |
|--------------|-------|-------|------|
| 30 Yr. Fixed | 6.44% | -0.04 | 0.00 |
| 15 Yr. Fixed | 5.97% | -0.03 | 0.00 |
| 30 Yr. FHA | 5.90% | -0.04 | 0.00 |
| 30 Yr. Jumbo | 6.66% | -0.02 | 0.00 |
| 5/1 ARM | 6.32% | -0.06 | 0.00 |

Freddie Mac

| | | | |
|--------------|-------|-------|------|
| 30 Yr. Fixed | 6.46% | -0.40 | 0.00 |
| 15 Yr. Fixed | 5.62% | -0.54 | 0.00 |

Rates as of: 8/23

Market Data

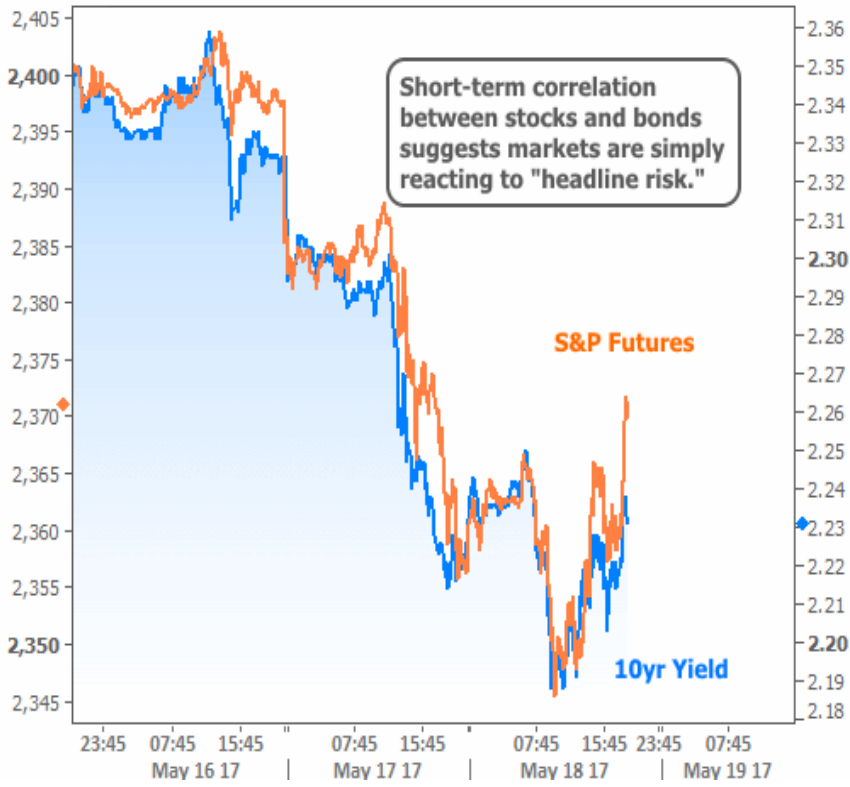
| | Price / Yield | Change |
|----------------|---------------|---------|
| MBS UMBS 5.5 | 101.03 | +0.10 |
| MBS GNMA 5.5 | 100.96 | +0.13 |
| 10 YR Treasury | 3.7801 | -0.0198 |
| 30 YR Treasury | 4.0774 | -0.0134 |

Pricing as of: 8/26 2:00AM EST

Recent Housing Data

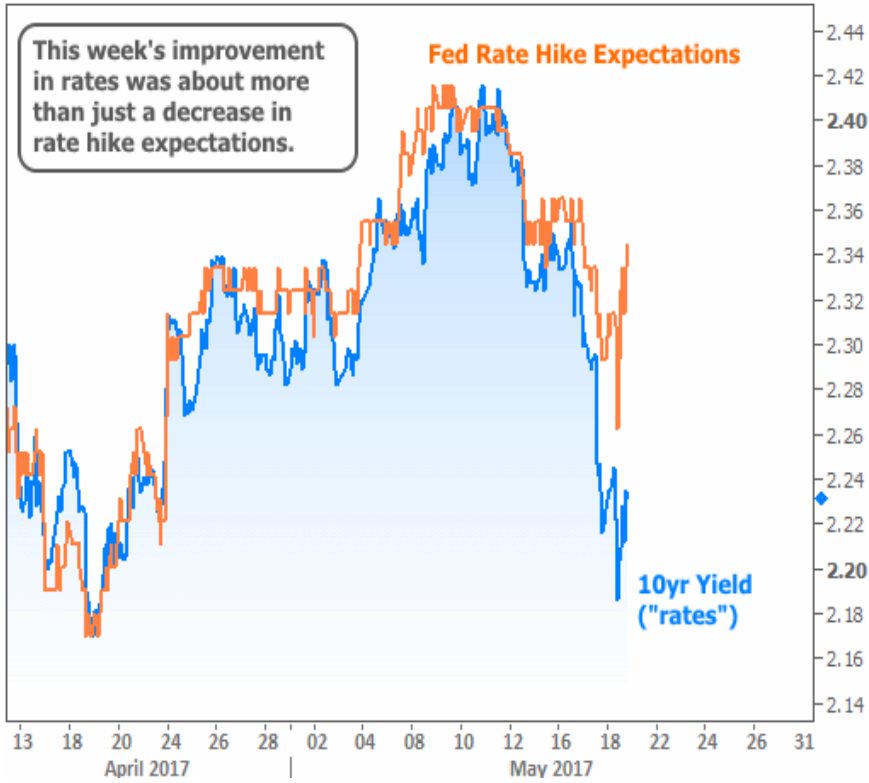
| | Value | Change |
|---------------------|--------------|---------|
| Mortgage Apps | Aug 14 251.3 | +16.83% |
| Building Permits | Mar 1.46M | -3.95% |
| Housing Starts | Mar 1.32M | -13.15% |
| New Home Sales | Mar 693K | +4.68% |
| Pending Home Sales | Feb 75.6 | +1.75% |
| Existing Home Sales | Feb 3.97M | -0.75% |
| Builder Confidence | Mar 51 | +6.25% |

Stocks vs Bonds



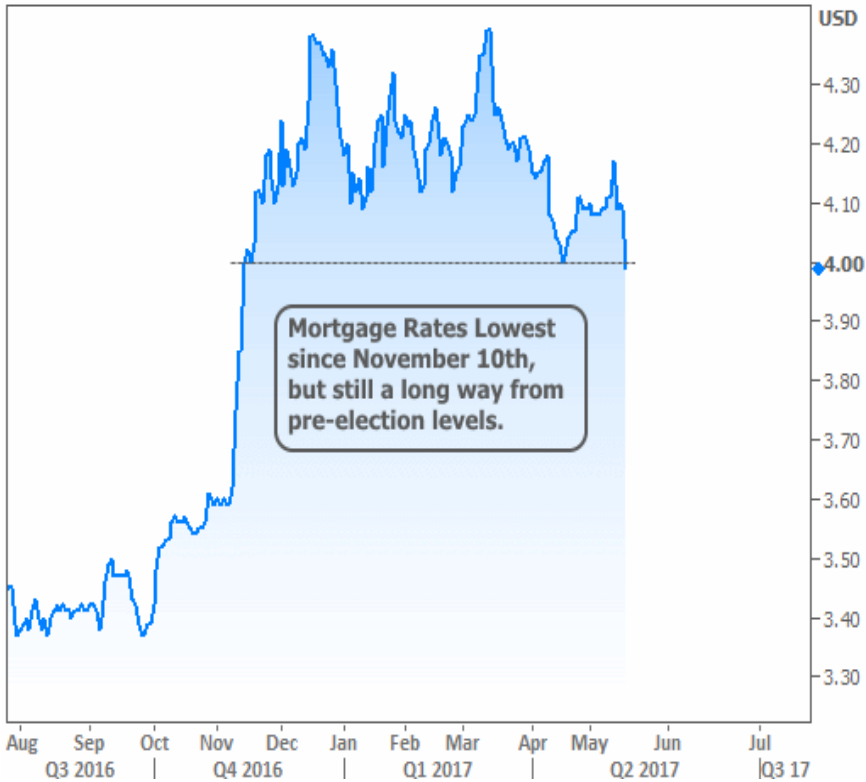
It's worth pointing out that rates **had been** more tied to Fed rate hike expectations in recent weeks. As such, the correlation with stocks represents a bit of a departure from the recent norm. It suggests that bonds (aka "rates") are benefiting as a safe-haven for panicked investors. To whatever extent **new headlines** come out that cause panic to subside, rates are susceptible to a bounce back in line with Fed rate hike expectations.

Fed Hike Expectations vs Rates



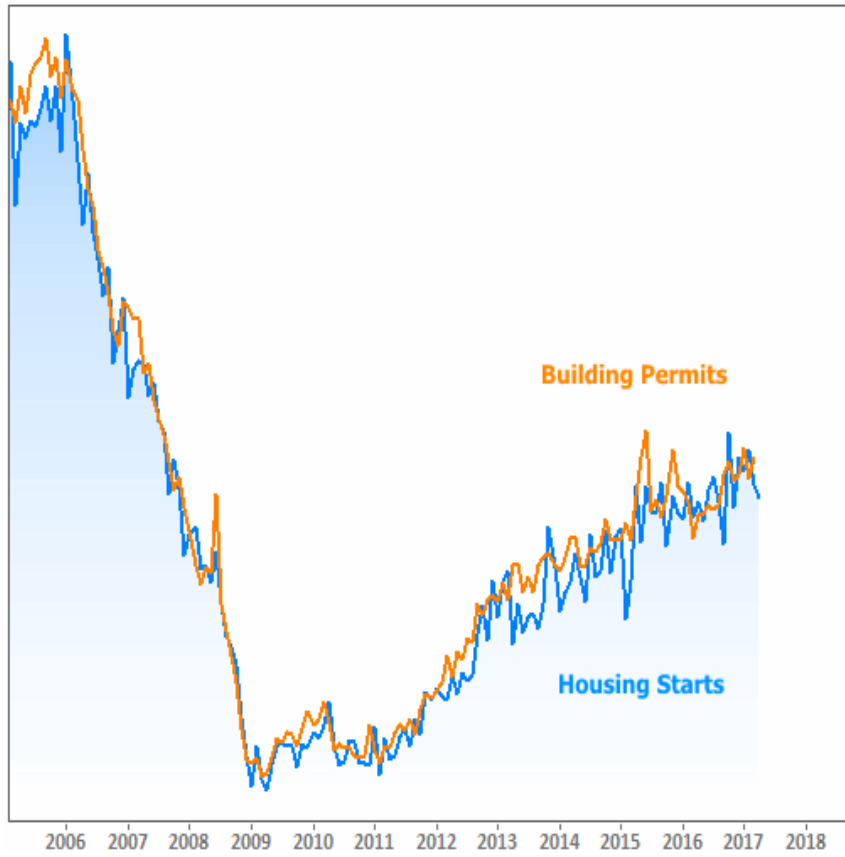
If rates are going to capitalize on this week's momentum, they need to do it **quickly**. The longer they wait, the more these levels (also seen in mid-April) will begin to look like a post-election floor.

Mortgage Rates



In **housing-specific news** this week, economic data was mixed. New Residential Construction was slightly lower than expected, according to the [Census Bureau](#), but the general trends in Housing Starts and Building Permits remain favorable. In a separate report, the National Association of Home Builders' [Housing Market Index](#) **outpaced expectations** to remain near post-recession highs.

Housing Starts and Building Permits Relative to Peak



Housing Market Index



Subscribe to my newsletter online at: <http://mortgageratesweekly.com/scottkepler>

Recent Economic Data

| Date | Event | Actual | Forecast | Prior |
|--------------------------|-----------------------------------|--------|----------|--------|
| Monday, May 15 | | | | |
| 8:30AM | May NY Fed manufacturing | -1.0 | 7.00 | 5.20 |
| Tuesday, May 16 | | | | |
| 8:30AM | Apr Housing starts number mm (ml) | 1.172 | 1.260 | 1.215 |
| 8:30AM | Apr Building permits: number (ml) | 1.229 | 1.270 | 1.267 |
| 8:30AM | Apr House starts mm: change (%) | -2.6 | | -6.8 |
| 8:30AM | Apr Build permits: change mm (%) | -2.5 | | 4.2 |
| 9:15AM | Apr Industrial Production (%) | +1.0 | 0.4 | 0.5 |
| 9:15AM | Apr Capacity Utilization (%) | 76.7 | 76.3 | 76.1 |
| Wednesday, May 17 | | | | |
| 7:00AM | w/e Mortgage Market Index | 398.8 | | 415.7 |
| 7:00AM | w/e MBA Purchase Index | 243.6 | | 250.3 |
| 7:00AM | w/e Mortgage Refinance Index | 1269.1 | | 1345.5 |
| Thursday, May 18 | | | | |
| 8:30AM | May Philly Fed Business Index | 38.8 | 19.5 | 22.0 |
| 8:30AM | w/e Initial Jobless Claims (k) | 232 | 239 | 236 |
| 8:30AM | w/e Continued jobless claims (ml) | 1.898 | 1.928 | 1.918 |

Event Importance:

No Stars = Insignificant

☆ Low

★ Moderate

★★ Important

★★★ Very Important

| Date | Event | Actual | Forecast | Prior |
|--------------------------|----------------------------------|--------|----------|-------|
| Tuesday, May 23 | | | | |
| 10:00AM | Apr New home sales-units mm (ml) | 0.569 | 0.610 | 0.621 |
| 1:00PM | 2-Yr Note Auction (bl) | 26 | | |
| Wednesday, May 24 | | | | |
| 9:00AM | Mar Monthly Home Price mm (%) | 0.6 | | 0.8 |
| 10:00AM | Apr Existing home sales (ml) | 5.57 | 5.65 | 5.71 |
| 1:00PM | 5-Yr Note Auction (bl) | 34 | | |
| Friday, May 26 | | | | |
| 8:30AM | Apr Durable goods (%) | -0.7 | -1.2 | 1.7 |
| 8:30AM | Q1 GDP Prelim (%) | +1.2 | 0.9 | 0.7 |
| 10:00AM | May U Mich Sentiment Final (ip) | 97.1 | 97.5 | 97.7 |
| 2:00PM | Memorial Day | | | |
| Tuesday, May 28 | | | | |
| 1:00PM | 7-Yr Note Auction (bl) | 41 | | |

We're here to help with all home mortgage needs.

With over 20 years of mortgage industry experience, Scott Kepler has helped thousands of families to purchase or refinance their homes. As a Mortgage Lender, Scott and his team are able to give families access to a variety of home loan options; after all, no two situations are the same.

Give Scott and his team a call today for a Free Mortgage Check-Up or Purchase Home Loan Pre-Qualification.

Offering financing for:

First Time Home Buyer

Conventional (Fannie Mae/Freddie Mac)

FHA

VA

USDA

Jumbo

Reverse

Renovation

Self Employed

Home Equity Loans/Lines of Credit

Credit Challenged / Alt-A

Investor or Second Home

Hard Money

Small Commercial

Scott Kepler



