

Kyle Nicholas McCray
Mortgage Advisor, Element Mortgage
1467215
3000 Lava Ridge Ct Suite 100 Roseville, CA 95661

Mobile: 9168808059
teammccray@elementmortgage.com
View My Website

# Have Rates Improved Too Quickly And Is The Fed Being Rational?

The astonishing pace of the recent drop in interest rates has raised some questions regarding sustainability and justification, but we can clear them up with a single chart.

The Federal Reserve doesn't ultimately dictate rate levels, but it has a huge impact on how rates move. The Fed has been credited with fueling the improvements of the past 2 months, but it's important to remember that credit couldn't be given without justification from economic data.

Inflation is the most important part of the Fed's "mandate" (a fancy word for job description). Before we get to the chart that explains it all, let's take a look at a chart that adds to the confusion. It's often repeated that Core year-over-year PCE is the Fed's preferred metric for tracking the 2% inflation target. Here's how it looks after the most recent update this week:

## National Average Mortgage Rates




| Mortgage News Daily | Rate | Change | Points |
|---|---|---|---|
| 30YR Fixed | 7.26% | -0.06 | 0.00 |
| 15YR Fixed | 6.82% | -0.05 | 0.00 |
| 30YR FHA | 6.95% | 0.00 | 0.00 |
| 30YR Jumbo | 7.40% | -0.02 | 0.00 |
| 7/6 SOFR | 6.60% | -0.10 | 0.00 |
| 30YR VA | 6.96% | -0.01 | 0.00 |

Rates as of: 11/25

## MBS and Treasury

| | Price / Yield | Change |
|---|---|---|
| MBS UMBS 6.0 | 99.40 | -0.49 |
| 10 YR Treasury | 4.9061 | +0.0471 |
| 30 YR Treasury | 5.2907 | +0.0428 |

Pricing as of: 11/26 10:26PM EST

## Recent Housing Data

| | | Value | Change |
|---|---|---|---|
| Mortgage Apps | Nov 11 | 199.8 | -2.35% |
| Building Permits | Oct | 1.3M | -7.5% |
| Housing Starts | Oct | 1.31M | +7.21% |
| New Home Sales | Sep | 676K | -1.17% |
| Pending Home Sales | Oct | 63 | -4.69% |
| Existing Home Sales | Oct | 3.99M | +0.25% |
| Builder Confidence | Nov | 25 | -13.79% |

© 2026 MBS Live, LLC. - This newsletter is a service of MarketNewsletters.com.

The interest rates provided in this newsletter are national averages from independent data sources. Rate/APR terms may differ from those listed above based on the creditworthiness of the borrower. All information provided "as is" for informational purposes only, not intended for trading purposes or financial advice.

**Read or subscribe** to my newsletter online at: http://mortgageratesweekly.com/kylenicholasmccray




If this were the only way to view inflation, certainly the Fed would not yet be justified in cutting rates. To be fair, the Fed is not cutting rates. They are merely beginning to discuss what rate cut timing might look like if that line continues to fall as expected.

Still, some pundits say it's too soon. The counterpoint is that year-over-year inflation numbers include many past months with much higher inflation, and those months are no longer indicative of current price patterns. Fortunately, we have month-over-month charts as well, and they tell a different story.

© 2026 MBS Live, LLC. - This newsletter is a service of MarketNewsletters.com.

The interest rates provided in this newsletter are national averages from independent data sources. Rate/APR terms may differ from those listed above based on the creditworthiness of the borrower. All information provided "as is" for informational purposes only, not intended for trading purposes or financial advice.

**Read or subscribe** to my newsletter online at: http://mortgageratesweekly.com/kylenicholasmccray

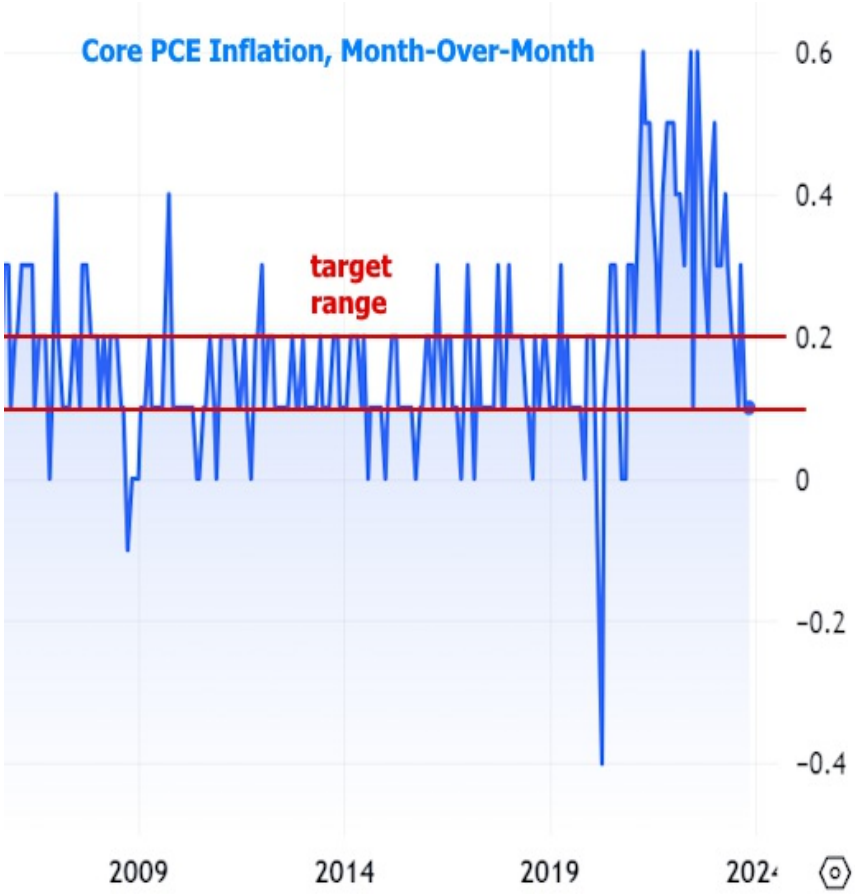


Monthly inflation numbers are already back at target levels. In fact, even if we use the last 6 months of core PCE, the annualized inflation rate would be right in line with the 2.0% target. Point being: as long as inflation doesn't move quickly higher, the year-over-year numbers will fall to target levels as time passes.

Combine all of the above with the fact that the Fed wants to facilitate a soft landing for the economy and it's hard to argue against a mere conversation about rate cuts in 2024. To be sure, several sectors are looking like they might appreciate a more moderate interest rate environment. Several monthly reports came out this week that speak to that fact.

© 2026 MBS Live, LLC. - This newsletter is a service of MarketNewsletters.com.

The interest rates provided in this newsletter are national averages from independent data sources. Rate/APR terms may differ from those listed above based on the creditworthiness of the borrower. All information provided "as is" for informational purposes only, not intended for trading purposes or financial advice.

**Read or subscribe** to my newsletter online at: http://mortgageratesweekly.com/kylenicholasmccray







© 2026 MBS Live, LLC. - This newsletter is a service of MarketNewsletters.com.

The interest rates provided in this newsletter are national averages from independent data sources. Rate/APR terms may differ from those listed above based on the creditworthiness of the borrower. All information provided "as is" for informational purposes only, not intended for trading purposes or financial advice.

**Read or subscribe** to my newsletter online at: http://mortgageratesweekly.com/kylenicholasmccray




Will the housing market respond to lower rates? Weekly data from the Mortgage Bankers Association holds clues. Both purchase and refi applications are back to their highest levels in months.




© 2026 MBS Live, LLC. - This newsletter is a service of MarketNewsletters.com.

The interest rates provided in this newsletter are national averages from independent data sources. Rate/APR terms may differ from those listed above based on the creditworthiness of the borrower. All information provided "as is" for informational purposes only, not intended for trading purposes or financial advice.

**Read or subscribe** to my newsletter online at: http://mortgageratesweekly.com/kylenicholasmccray

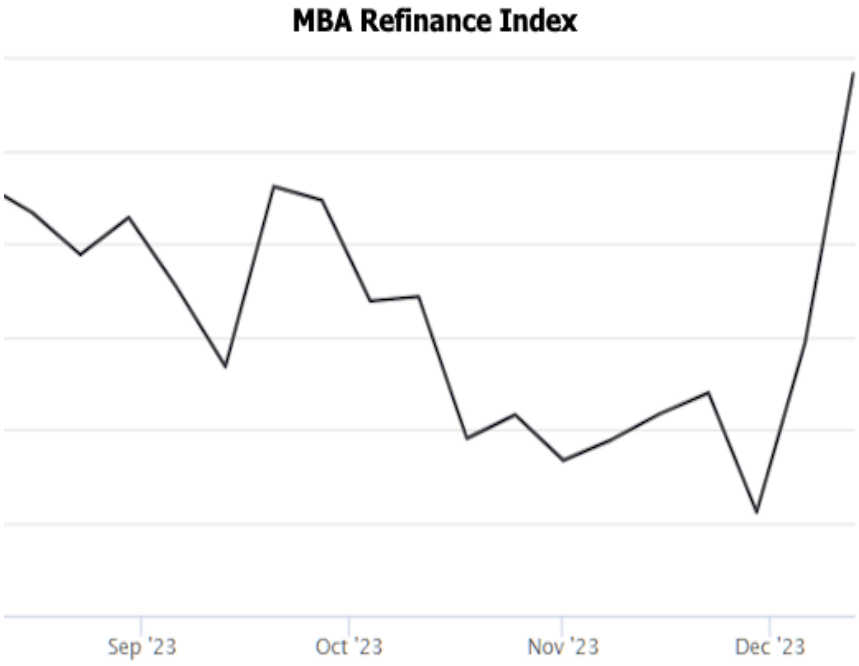


To get an idea of how much room we have for improvement, we can examine the exact same two metrics in a broader context.




© 2026 MBS Live, LLC. - This newsletter is a service of MarketNewsletters.com.

The interest rates provided in this newsletter are national averages from independent data sources. Rate/APR terms may differ from those listed above based on the creditworthiness of the borrower. All information provided "as is" for informational purposes only, not intended for trading purposes or financial advice.

**Read or subscribe** to my newsletter online at: http://mortgageratesweekly.com/kylenicholasmccray




From a market movement standpoint, this week was very uneventful. Mortgage rates held a very narrow range that was right in line with the lowest levels in 7 months. Whereas the Mortgage News Daily Index may have seemed low earlier in the week, Freddie Mac's weekly rate index matched it almost perfectly when Thursday's update came out. As always, keep in mind that an index level represents perfection and most loan scenarios are imperfect.

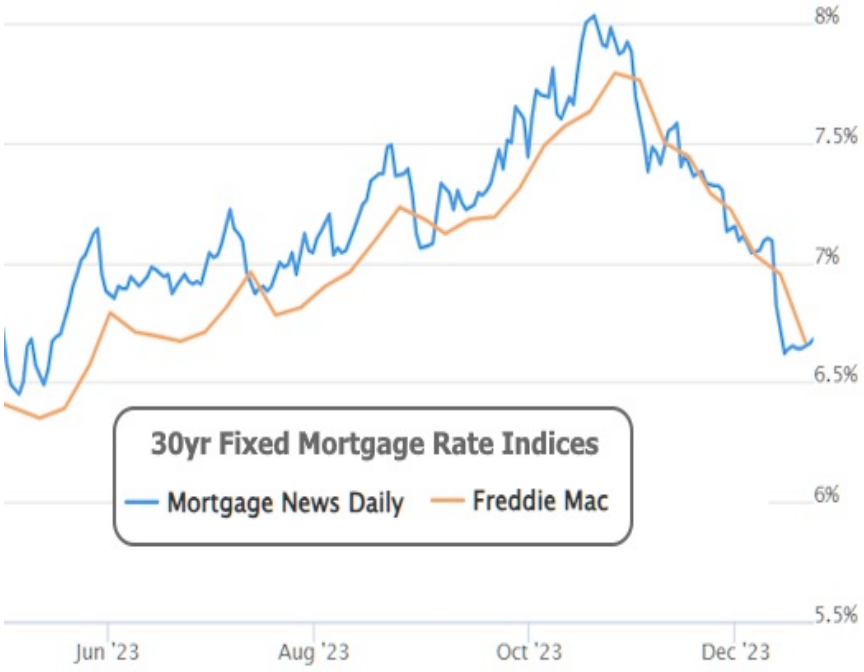


Looking ahead, the bond market is closed on Monday for Christmas and it closes early next Friday for New Years Weekend (following Monday is also closed). Collectively, this represents a slow, weird time of year for bonds that can generally be disregarded as "noise." We won't have a clean signal until the end of the first week of January after the big jobs report comes out and after bond traders are all back in the office.

© 2026 MBS Live, LLC. - This newsletter is a service of MarketNewsletters.com.

The interest rates provided in this newsletter are national averages from independent data sources. Rate/APR terms may differ from those listed above based on the creditworthiness of the borrower. All information provided "as is" for informational purposes only, not intended for trading purposes or financial advice.

**Read or subscribe** to my newsletter online at: http://mortgageratesweekly.com/kylenicholasmccray

Subscribe to my newsletter online at: http://mortgageratesweekly.com/kylenicholasmccray

## Recent Economic Data

| Date | Event | Actual | Forecast | Prior |
|---|---|---|---|---|
| **Monday, Dec 18** | | | | |
| 10:00AM | Dec NAHB housing market indx | 37 | 36 | 34 |
| **Tuesday, Dec 19** | | | | |
| 8:30AM | Nov Building permits: number (ml) | 1.46M | 1.470M | 1.498M |
| 8:30AM | Nov Housing starts number mm (ml) | 1.56M | 1.36M | 1.372M |
| **Wednesday, Dec 20** | | | | |
| 7:00AM | Dec/15 MBA Refi Index | | | |
| 7:00AM | Dec/15 MBA Purchase Index | 148.7 | | 149.6 |
| 10:00AM | Nov Existing home sales (ml) | 3.82M | 3.77M | 3.79M |
| **Thursday, Dec 21** | | | | |
| 8:30AM | Dec Philly Fed Business Index | -10.5 | -3 | -5.9 |
| 8:30AM | Q3 GDP (%) | 4.9% | 5.2% | 2.1% |
| 8:30AM | Dec/16 Jobless Claims (k) | 205K | 215K | 202K |
| **Friday, Dec 22** | | | | |
| 8:30AM | Nov Core PCE (m/m) (%) | 0.1% | 0.2% | 0.2% |
| 8:30AM | Nov Core PCE Inflation (y/y) (%) | 3.2% | 3.3% | 3.5% |
| 8:30AM | Nov Durable goods (%) | 5.4% | 2.2% | -5.4% |
| 10:00AM | Nov New Home Sales (ml) | 0.59M | 0.685M | 0.679M |
| 10:00AM | Dec Consumer Sentiment (ip) | 69.7 | 69.4 | 61.3 |
| **Tuesday, Dec 26** | | | | |
| 9:00AM | Oct FHFA Home Price Index m/m (%) | 0.3% | | 0.6% |
| 9:00AM | Oct CaseShiller 20 mm nsa (%) | 0.1% | | 0.2% |
| 9:00AM | Oct FHFA Home Prices y/y (%) | 6.3% | | 6.1% |
| 9:00AM | Oct Case Shiller Home Prices-20 y/y (%) | 4.9% | 4.9% | 3.9% |
| 1:00PM | 2-Yr Note Auction (bl) | 57 | | |
| **Wednesday, Dec 27** | | | | |
| 7:00AM | Dec/22 MBA Purchase Index | | | |
| 7:00AM | Dec/22 MBA Refi Index | | | |
| 1:00PM | 5-Yr Note Auction (bl) | 58 | | |
| **Thursday, Dec 28** | | | | |
| 8:30AM | Dec/23 Jobless Claims (k) | 218K | 210K | 205K |
| 10:00AM | Nov Pending Home Sales (%) | 0% | 1% | -1.5% |
| 1:00PM | 7-Yr Note Auction (bl) | 40 | | |
| **Friday, Dec 29** | | | | |
| 9:45AM | Dec Chicago PMI | 46.9 | 51 | 55.8 |

## Event Importance:

No Stars = Insignificant
☆ Low
★ Moderate
★★ Important
★★ Very Important

© 2026 MBS Live, LLC. - This newsletter is a service of MarketNewsletters.com.

The interest rates provided in this newsletter are national averages from independent data sources. Rate/APR terms may differ from those listed above based on the creditworthiness of the borrower. All information provided "as is" for informational purposes only, not intended for trading purposes or financial advice.

**Read or subscribe** to my newsletter online at: http://mortgageratesweekly.com/kylenicholasmccray

## About Me

Top-Rated Home Loan Consultant | Helping Families Build Wealth Through Homeownership | Trusted Partner for Realtors, Attorneys, CPAs, and Financial Advisors

**Kyle Nicholas McCray** 

EQUAL HOUSING LENDER

© 2026 MBS Live, LLC. - This newsletter is a service of MarketNewsletters.com.

The interest rates provided in this newsletter are national averages from independent data sources. Rate/APR terms may differ from those listed above based on the creditworthiness of the borrower. All information provided "as is" for informational purposes only, not intended for trading purposes or financial advice.

**Read or subscribe** to my newsletter online at: http://mortgageratesweekly.com/kylenicholasmccray