

Kyle Nicholas McCray

Mortgage Advisor, Element Mortgage
1467215
3000 Lava Ridge Ct Suite 100 Roseville, CA 95661

Mobile: 9168808059
teammccray@elementmortgage.com
View My Website

2022 Was Rough For Rates and Housing, But 2023 is a Blank Canvas

So long 2022! Don't let the door hit you. You were the worst year for mortgage rates that most of us have seen in our lifetimes in terms of the pace of the rate spike. Sure, our friends who have more "life experience" are happy to remind us about their double digit mortgage rates in the 80s, but that was then, and everything's relative. Besides, the "2nd worst rate environment, ever" doesn't really make anyone feel any better.

Perhaps it's some small consolation to think of 2022 as the bill that came due for the massive housing/mortgage market party that took place in 2021 and much of 2020.

During that time, huge milestones were achieved. The following charts highlight the time from early 2020 through the end of 2021 (in the red boxes) to show just how exceptional it was on several levels.

1. The average home appreciated by roughly 40%, even after accounting for the modest correction in prices seen in the past few months.

National Average Mortgage Rates



Mortgage News Daily	Rate	Change	Points
30YR Fixed	7.26%	-0.06	0.00
15YR Fixed	6.82%	-0.05	0.00
30YR FHA	6.95%	0.00	0.00
30YR Jumbo	7.40%	-0.02	0.00
7/6 SOFR	6.60%	-0.10	0.00
30YR VA	6.96%	-0.01	0.00

Rates as of: 11/25

MBS and Treasury

	Price / Yield	Change
MBS UMBS 6.0	99.40	-0.49
10 YR Treasury	4.9061	+0.0471
30 YR Treasury	5.2907	+0.0428

Pricing as of: 11/26 10:26PM EST

Recent Housing Data

		Value	Change
Mortgage Apps	Nov 11	199.8	-2.35%
Building Permits	Oct	1.3M	-7.5%
Housing Starts	Oct	1.31M	+7.21%
New Home Sales	Sep	676K	-1.17%
Pending Home Sales	Oct	63	-4.69%
Existing Home Sales	Oct	3.99M	+0.25%
Builder Confidence	Nov	25	-13.79%

© 2026 MBS Live, LLC. - This newsletter is a service of MarketNewsletters.com.

The interest rates provided in this newsletter are national averages from independent data sources. Rate/APR terms may differ from those listed above based on the creditworthiness of the borrower. All information provided "as is" for informational purposes only, not intended for trading purposes or financial advice.

Read or subscribe to my newsletter online at: http://mortgageratesweekly.com/kylenicholasmccray

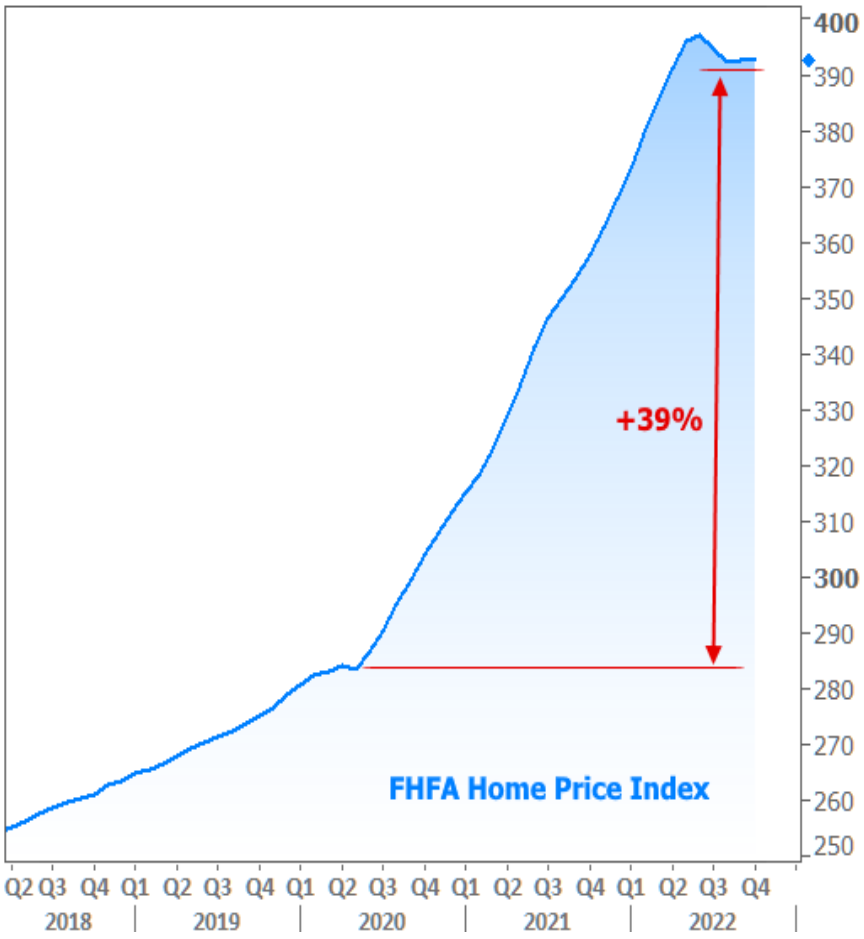

2. Home sales exploded to levels well above anything else seen during the past decade

© 2026 MBS Live, LLC. - This newsletter is a service of MarketNewsletters.com.

The interest rates provided in this newsletter are national averages from independent data sources. Rate/APR terms may differ from those listed above based on the creditworthiness of the borrower. All information provided "as is" for informational purposes only, not intended for trading purposes or financial advice.

Read or subscribe to my newsletter online at: http://mortgageratesweekly.com/kylenicholasmccray

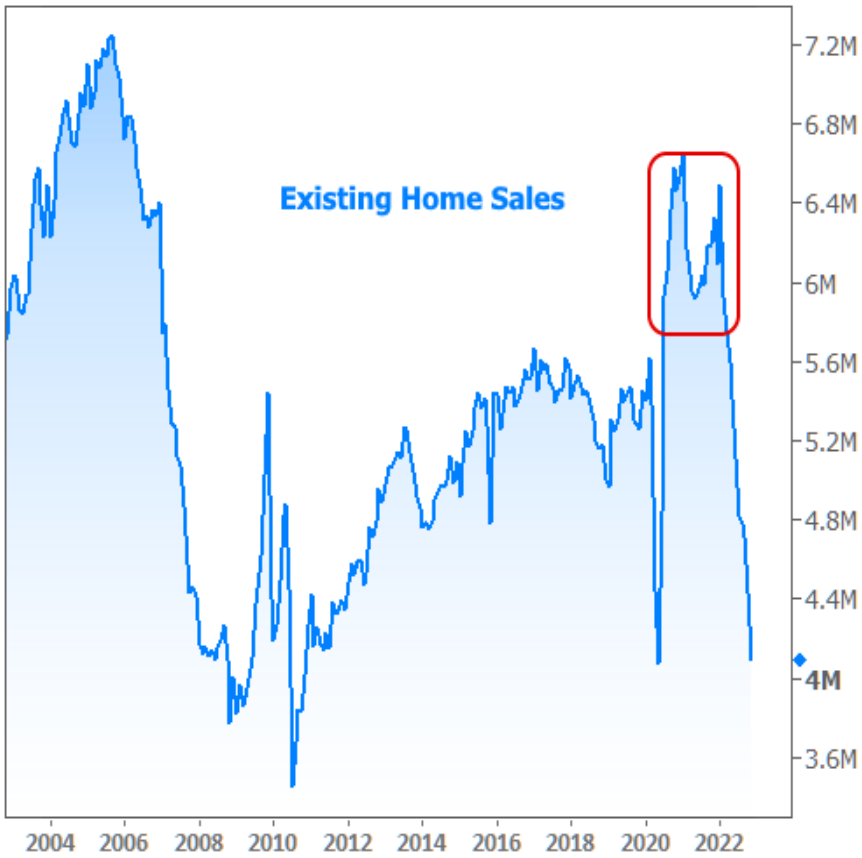

3. Rates plummeted well into new all-time lows and stayed there for much longer than any previous stint.

© 2026 MBS Live, LLC. - This newsletter is a service of MarketNewsletters.com.

The interest rates provided in this newsletter are national averages from independent data sources. Rate/APR terms may differ from those listed above based on the creditworthiness of the borrower. All information provided "as is" for informational purposes only, not intended for trading purposes or financial advice.

Read or subscribe to my newsletter online at: http://mortgageratesweekly.com/kylenicholasmccray

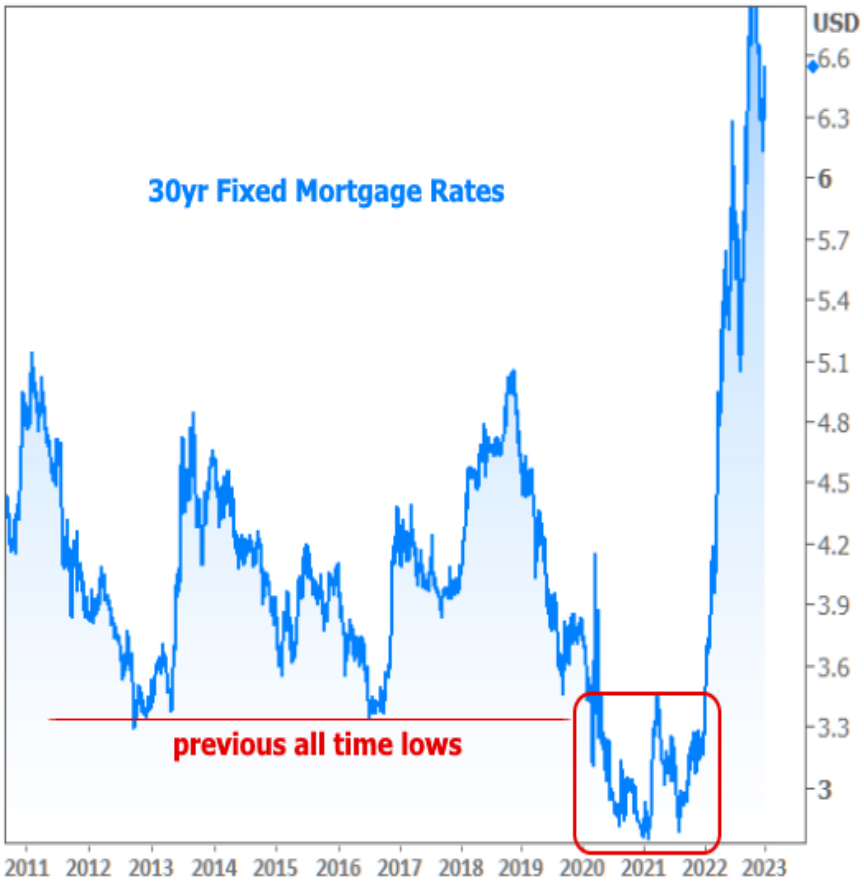

4. Even if we shift gears to the stock market, we find gains of almost 50%. Even after the crummy 2022, stocks are still up roughly 20% from pre-covid levels.

© 2026 MBS Live, LLC. - This newsletter is a service of MarketNewsletters.com.

The interest rates provided in this newsletter are national averages from independent data sources. Rate/APR terms may differ from those listed above based on the creditworthiness of the borrower. All information provided "as is" for informational purposes only, not intended for trading purposes or financial advice.

Read or subscribe to my newsletter online at: http://mortgageratesweekly.com/kylenicholasmccray

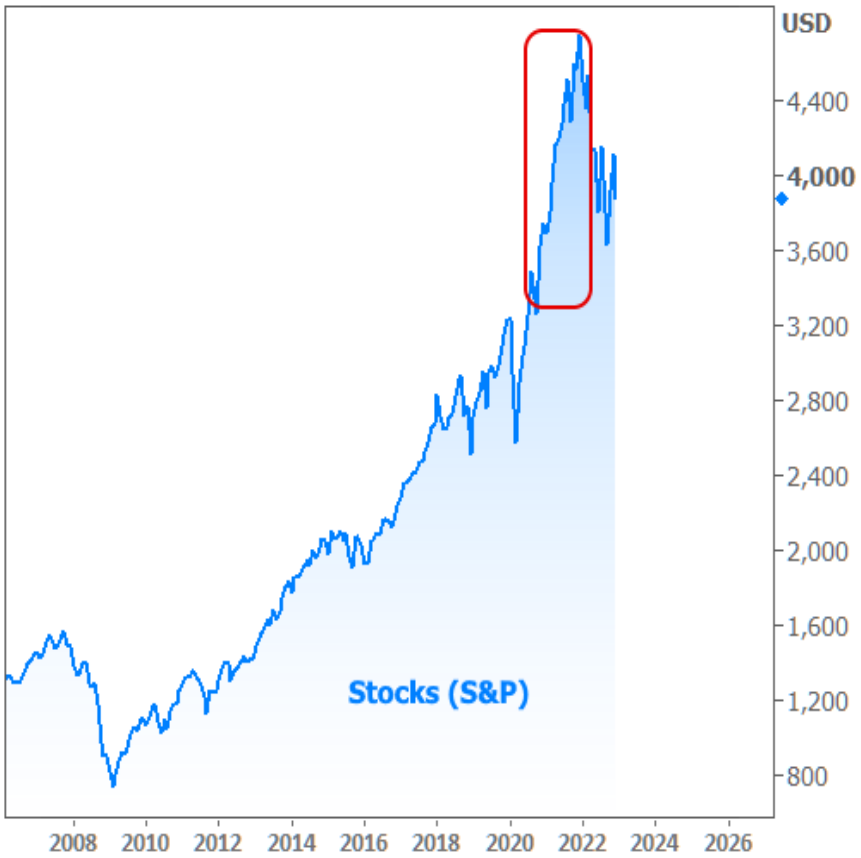

All that to say, yes... 2022 was awful in several ways, but if we add it together with the previous two years and divide by three, some might argue it was a fair price to pay.

Looking ahead, we're in a similar position to much of the past few months in that we're waiting for inflation and economic data to confirm a shift in the forces that pushed rates so abruptly higher this year. There are certainly already signs that shift is at hand.

© 2026 MBS Live, LLC. - This newsletter is a service of MarketNewsletters.com.

The interest rates provided in this newsletter are national averages from independent data sources. Rate/APR terms may differ from those listed above based on the creditworthiness of the borrower. All information provided "as is" for informational purposes only, not intended for trading purposes or financial advice.

Read or subscribe to my newsletter online at: http://mortgageratesweekly.com/kylenicholasmccray

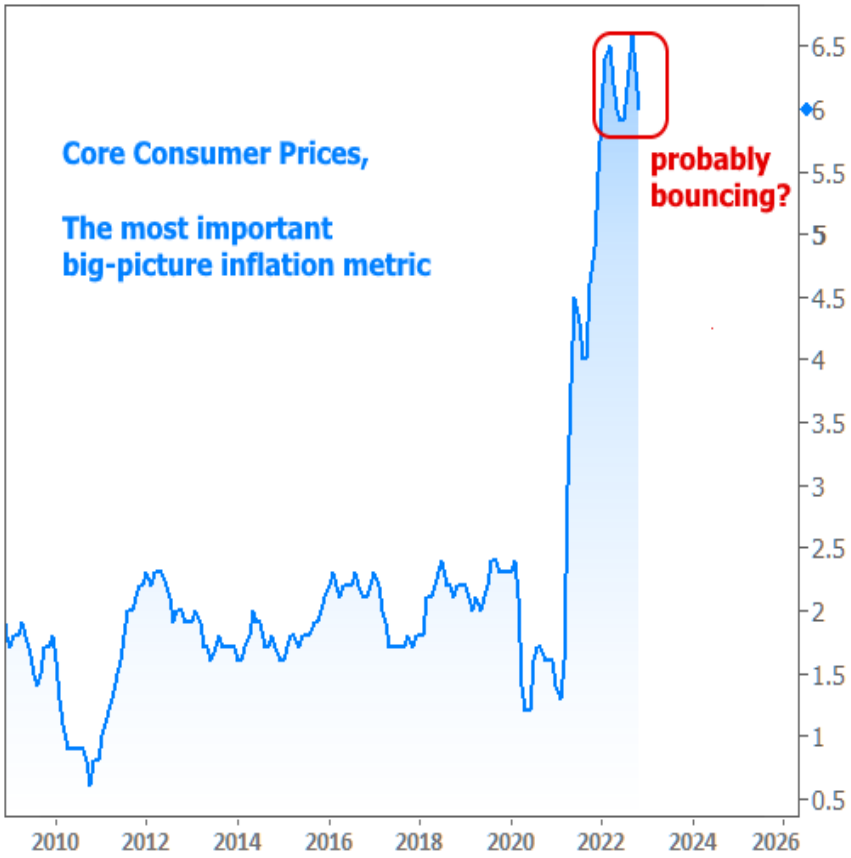

The Fed has even acknowledged them. But it's important to remember that the Fed is intently focusing on painful lessons from the past in which rates were cut too early after a potentially similar shift 4 decades ago. They believe it's better to overtighten (i.e. push rates higher than they really need to go) instead of risk an inflationary rebound and a big 180° on rate hikes as seen in 1981.

The Fed's bellwether for their ability to keep policy tight will be the strength of the labor market. If people are employed and wages aren't falling, they'll conclude that they have what they call "policy room." In other words, they can keep doing things that hurt the economy and bring down inflation if the economy isn't showing many symptoms of being hurt. Note: they would only do this seemingly cruel stuff until inflation is firmly in check. At that point, they wouldn't try to crush the jobs market just to be mean.

The surge in labor costs (including wages and benefits) is a legit problem for them, and it can be seen in the Employment Cost Index data running well above all of the past decade (you'd have to go back to the 80s to see higher levels).

© 2026 MBS Live, LLC. - This newsletter is a service of MarketNewsletters.com.

The interest rates provided in this newsletter are national averages from independent data sources. Rate/APR terms may differ from those listed above based on the creditworthiness of the borrower. All information provided "as is" for informational purposes only, not intended for trading purposes or financial advice.

Read or subscribe to my newsletter online at: http://mortgageratesweekly.com/kylenicholasmccray

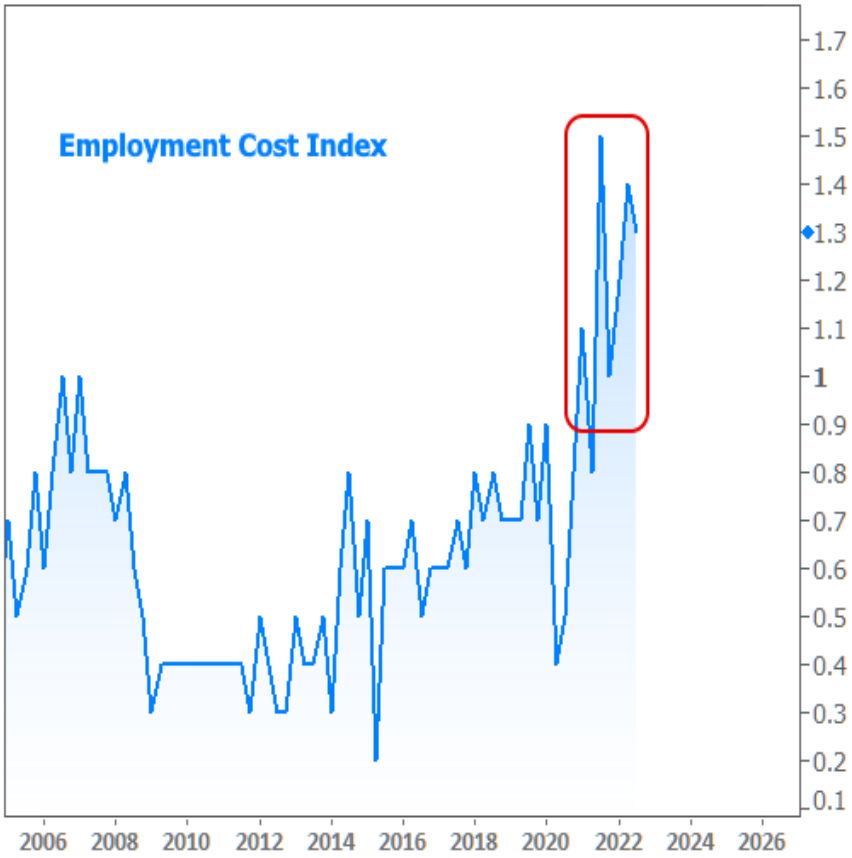

Markets will be closed on Monday to observe the New Year holiday. Market activity will gradually build into the end of the following week, culminating in the important jobs report on Friday. But 2023 will officially begin for the bond market on January 12th with the next release of the Consumer Price Index. This more than anything else, could set the tone for trading in the new year.

Subscribe to my newsletter online at: http://mortgageratesweekly.com/kylenicholasmccray

Recent Economic Data

Date	Event	Actual	Forecast	Prior
Tuesday, Dec 27				
9:00AM	Oct Case Shiller Home Prices-20 y/y (%)	8.6	8.2	10.4
9:00AM	Oct CaseShiller Home Prices m/m (%)	-0.5	-1.1	-1.2
9:00AM	Oct FHFA Home Prices y/y (%)	9.8		11.0
9:00AM	Oct FHFA Home Price Index m/m (%)	0.0		0.1
Wednesday, Dec 28				
10:00AM	Nov Pending Sales Index	73.9		77.1
10:00AM	Nov Pending Home Sales (%)	-4.0	-0.8	-4.6
1:00PM	5-Yr Note Auction (bl)	43		
Thursday, Dec 29				
8:30AM	w/e Jobless Claims (k)	225	225	216
1:00PM	7-Yr Note Auction (bl)	35		

Event Importance:

No Stars = Insignificant
☆ Low
★ Moderate
★★ Important
★★ Very Important

© 2026 MBS Live, LLC. - This newsletter is a service of MarketNewsletters.com.

The interest rates provided in this newsletter are national averages from independent data sources. Rate/APR terms may differ from those listed above based on the creditworthiness of the borrower. All information provided "as is" for informational purposes only, not intended for trading purposes or financial advice.

Read or subscribe to my newsletter online at: http://mortgageratesweekly.com/kylenicholasmccray

Date	Event	Actual	Forecast	Prior
Friday, Dec 30				
9:45AM	Dec Chicago PMI	44.9	40.0	37.2
Wednesday, Jan 04				
10:00AM	Dec ISM Manufacturing PMI	48.4	48.5	49.0
Thursday, Jan 05				
7:30AM	Dec Challenger layoffs (k)	43.651		76.835
8:15AM	Dec ADP jobs (k)	235	150	127
8:30AM	Nov Trade Gap (bl)	-61.5	-73.0	-78.2
8:30AM	w/e Jobless Claims (k)	204	225	225
Friday, Jan 06				
8:30AM	Dec Non-farm payrolls (k)	223	200	263
8:30AM	Dec Unemployment rate mm (%)	3.5	3.7	3.7
10:00AM	Dec ISM N-Mfg PMI	49.6	55.0	56.5
10:00AM	Nov Factory orders mm (%)	-1.8	-0.8	1.0

About Me

Top-Rated Home Loan Consultant | Helping Families Build Wealth Through Homeownership | Trusted Partner for Realtors, Attorneys, CPAs, and Financial Advisors

Kyle Nicholas McCray



EQUAL HOUSING LENDER

© 2026 MBS Live, LLC. - This newsletter is a service of MarketNewsletters.com.

The interest rates provided in this newsletter are national averages from independent data sources. Rate/APR terms may differ from those listed above based on the creditworthiness of the borrower. All information provided "as is" for informational purposes only, not intended for trading purposes or financial advice.

Read or subscribe to my newsletter online at: http://mortgageratesweekly.com/kylenicholasmccray